


GEOPOLITICAL RISK

A comprehensive package to support
you in an uncertain world


June 2024



Background



Since 1991, TAC ECONOMICS has been helping its clients to develop strategies that explicitly incorporate political factors and international relations, with a solid conceptual approach supported by the construction of quantitative tools and long-term scenarios.



Companies, wherever they operate, need to be informed, prepared and equipped to manage the uncertainty and materialisation of risks associated with the changing geopolitical landscape.





GPSI : GeoPolitical Sensitivity Index

A tool to measure the degree of sensitivity of each country to current geopolitical changes

GPSI : GeoPolitical Sensitivity Index

Development of a tool graduated from 1 to 100, where 100 represents extreme sensitivity to geopolitical changes.

To calculate this index, we integrate several parameters:

- **intensity of alliances:** combining the diplomatic dimension (based on the alignment of votes at the UN) with practical constraints (military equipment, export markets, external financing)..
- **geographical dimension:** analysis of a country's geographical position in relation to first- and second-ranking powers.
- **critical resources and bottlenecks:** assessment of the importance of the technological and energy resources and strategic networks held by each country.



GPSI : GeoPolitical Sensitivity Index

Heatmap

	BRA	CHL	CIV	CMR	EGY	IND	MYS	MEX	MAR	MLI	PER	SAU	ZAF	UAE
Alliances / Military Supply	Green	Green	Green	Green	Red	Yellow	Yellow	Green	Green	Green	Green	Yellow	Yellow	Yellow
Alliances / Exports	Yellow	Red	Green	Green	Red	Green	Yellow	Green	Green	Yellow	Red	Yellow	Yellow	Yellow
Alliances / External Debt	Red	Grey	Red	Red	Yellow	Green	Grey	Yellow	Green	Yellow	Green	Grey	Yellow	Grey
Critical resources	Red	Yellow	Green	Green	Yellow	Red	Red	Yellow	Green	Green	Yellow	Red	Red	Yellow
Critical knots	Green	Green	Green	Green	Red	Green	Yellow	Green	Yellow	Green	Green	Red	Green	Red
Current conflict intensity	Yellow	Yellow	Green	Red	Yellow	Green	Yellow	Yellow	Yellow	Red	Red	Green	Green	Green
Anti-Western Polarization	Green	Green	Green	Green	Red	Green	Red	Green	Green	Red	Green	Red	Green	Red

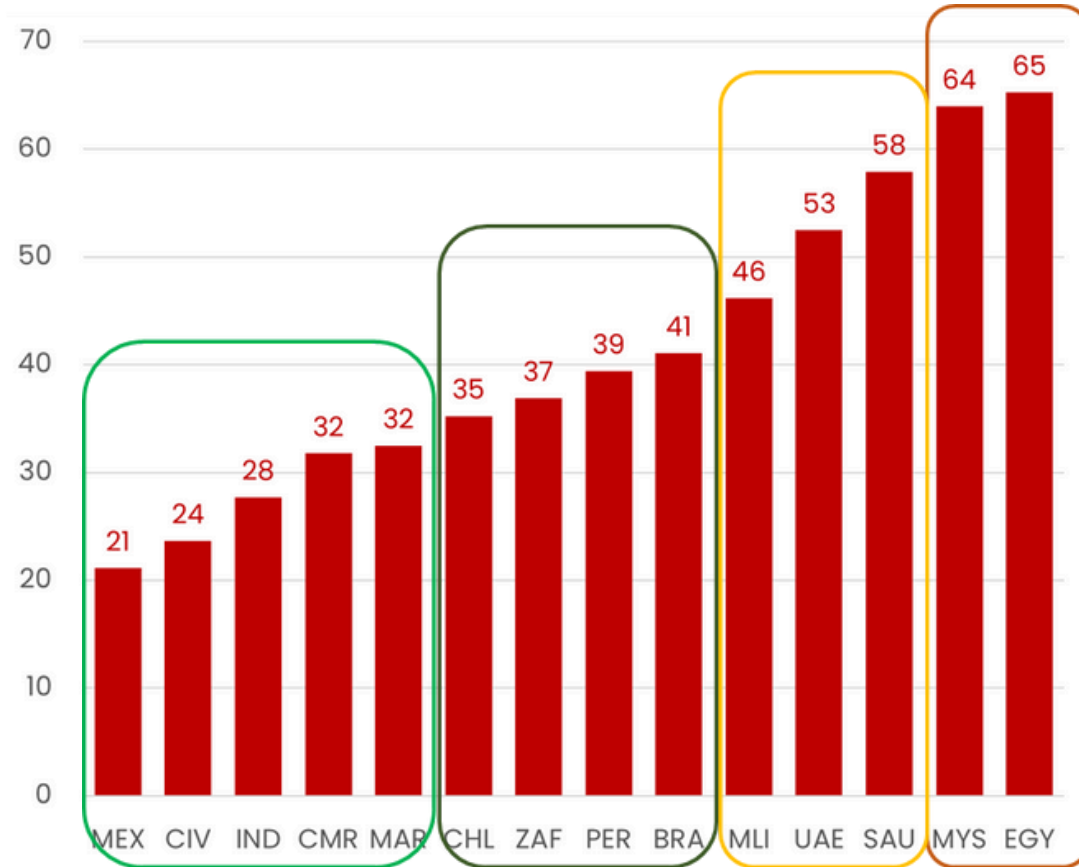
It shows the sensitivity of different countries to geopolitical transformations, using indicators such as the **intensity of alliances**, the **availability of critical resources** and the **intensity of current conflicts**.



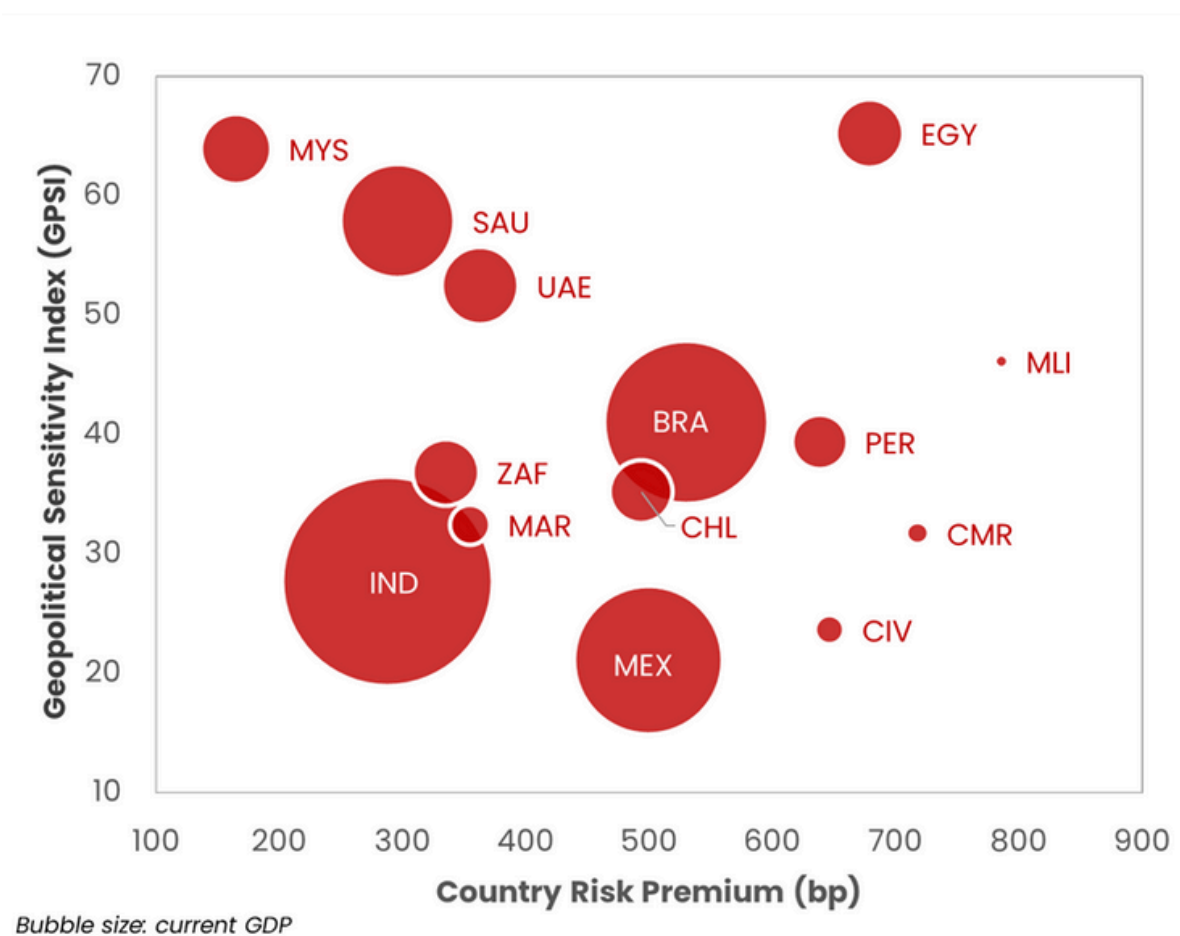
GPSI : GeoPolitical Sensitivity Index

Combine GPSI and Country Risk

Indice synthétique de sensibilité aux transformations géopolitiques (GPSI)



Prime de Risque Pays globale et sensibilité aux transformations géopolitiques (GPSI)




OUR OFFER – Subscription to GPSI

12-month subscription – €5,000

- 1 document with the overall GPSI score and the values of the "Alliances" and "Critical resources and challenges" bricks for 120 emerging countries and developed countries
- Coverage: approximately 120 countries (emerging and developed)
- 1 update (6 months after the deliverable is sent)
- 1 presentation by videoconference or in person

Customised on demand according to business priorities





AIW-GPT : Artificial Intelligence Warning on GeoPolitical Tensions

A tool for alerting about approaching
or imminent tensions

AIW-GPT : Artificial Intelligence Warning on GeoPolitical Tensions

Early warning system measuring specific geopolitical risks in real time, globally and country by country, based on international press articles (11,000 sources).

Use of advanced natural language processing tools to analyse over 10,000 articles a day, detecting emerging geopolitical tensions.



AIW-GPT : Artificial Intelligence Warning on GeoPolitical Tensions

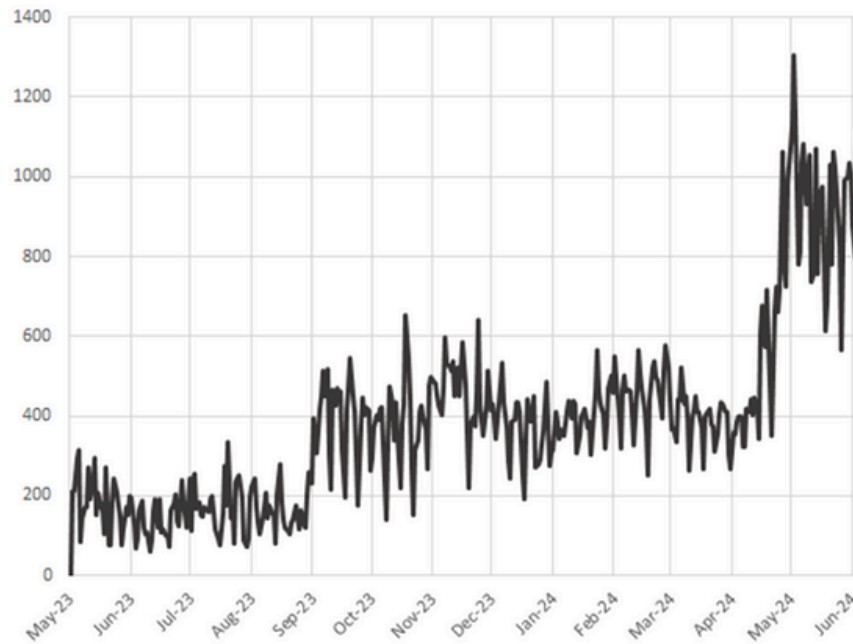
- **Country Buzz Index:** This index measures the relative intensity of geopolitical tensions per country in relation to international media coverage. If a country is frequently mentioned in the context of geopolitical tensions, this index increases.
- **Negative Mood Index:** This indicator assesses and measures the degree of negativity and concern about current geopolitical events.
- **Violence Intensity Index:** Based on the articles used for the Negative Mood Index, we have constructed a thesaurus to identify the precise level of violence associated with current geopolitical events. This index measures the intensity of the violence reported.



AIW-GPT : Artificial Intelligence Warning on GeoPolitical Tensions

AIW-GPT on global geopolitics (all countries)

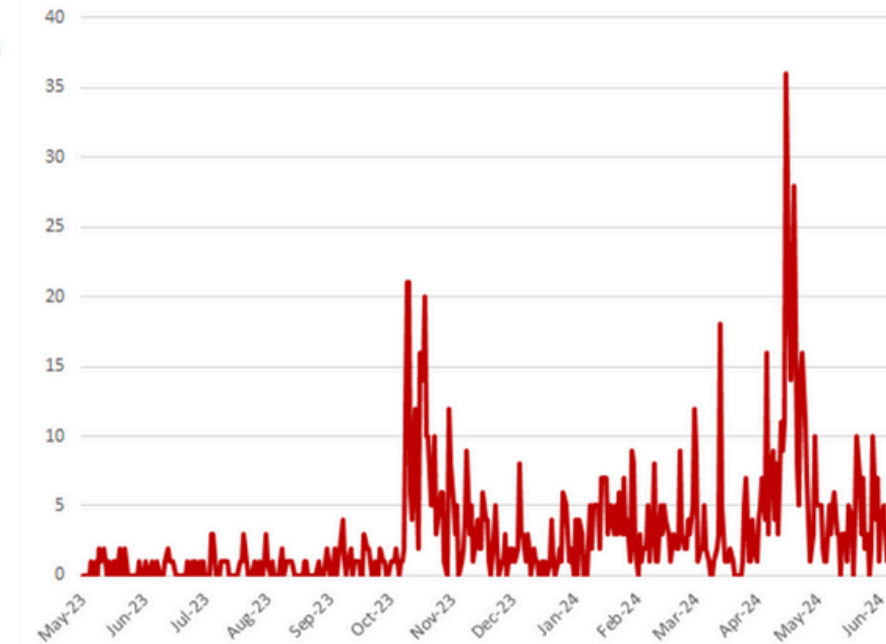
Global Buzz Index



Negative Mood Index



Violence Intensity



OUR AIW-GPT OFFER

12-month subscription – €5,000

- Real-time monitoring of areas of tension identified by TAC ECONOMICS
- Coverage: 10 to 20 areas of tension (Taiwan, Strait of Hormuz, etc.)
- Daily updates of 3 indicators: Country Buzz Index, Negative Mood Index and Violence Intensity Index
- Access to results via an API and a platform
- 1 videoconference or in-person presentation



TAC ECONOMICS in brief

- TAC ECONOMICS is a leading provider of economic and financial consulting services, offering solutions and expertise in data, AI and analytics.
- For over 30 years, we have been helping companies to develop their strategies in France and internationally.

- Independent French firm, expert in international risk analysis (country, corporate, sector, ESG).
- Clients include banks, international companies, asset managers and government organisations.



Any questions?

Morgane Lohéziec

Head of Sales & Communication

morgane.lohezic@taceconomics.com

Tel : +33 2 99 39 31 40

www.taceconomics.com

